

SONALI BANK LIMITED
TREASURY MANAGEMENT DIVISION-1
FRONT OFFICE
HEAD OFFICE, DHAKA

FOR USE OF THE AUTHORISED
BRANCHES OF SONALI BANK LIMITED

HO:DEALING ROOM :
 CIRCULAR NO : **2019/59**
 DATED : **28.03.2019**

EFFECTIVE DATE: 28TH TO 30TH MARCH, 2019

NOTE: THE PUBLISHED RATES ARE APPLICABLE FOR ANY TRANSACTION UP TO USD 1,00,000 OR EQUIVALENT OTHER CURRENCIES. AD BRANCHES ARE ADVISED TO COLLECT ACTUAL FX RATES FROM DEALING ROOM THROUGH E-MAIL FOR ANY TRANSACTION OVER USD 1,00,000 OR EQUIVALENT OTHER CURRENCIES.

1. CROSS RATES IN TOKYO, HONGKONG EXCHANGE MARKET AS ON 28/03/2019 AT 09.45 A.M. (LOCAL)

	US\$ PER <u>PDS 1.00</u>	US\$ PER <u>EUR 1.00</u>	CAN.\$ PER <u>US\$ 1.00</u>	S.FRAN PER <u>US\$ 1.00</u>	JAP.YEN PER <u>US\$ 1.00</u>	AED PER <u>US\$ 1.00</u>
SELLING	1.3193	1.1254	1.3402	0.9949	110.1500	3.6728
BUYING	1.3188	1.1253	1.3406	0.9959	110.1800	3.6735

2.a) SONALI BANK LTD DEALING RATES TO PUBLIC (B.TAKA FOR ONE UNIT OF FOREIGN CURRENCY)

<u>SPOT SELLING</u>			<u>SPOT BUYING</u>		
<u>TT/OD</u>	<u>B.C.</u>	<u>CURRENCY</u>	<u>TT CLEAN</u>	<u>EXPORT BILLS</u>	<u>O.D. SIGHT O.D. TRANSFER</u>
84.2500	84.3000	U.S.DOLLAR	83.5500	83.4300	83.2800
111.4289	111.4950	G.B.POUND	109.9103	109.7524	109.5551
95.2890	95.3456	EURO	93.5487	93.4144	93.2464
63.1781	63.2156	C.DOLLAR	62.0112	61.9222	61.8108
84.8512	85.1558	S. FRANC	83.4745	83.3546	82.7866
0.7725	0.7730	J.YEN	0.7507	0.7496	0.7483
60.0658	60.1014	A. DOLLAR	58.9574	58.8727	58.7669
12.7627	12.7702	DANISH KRONE	12.5292	12.5112	12.4887
10.7541	10.7927	HK. DOLLAR	10.5901	10.5749	10.5028
9.8182	9.8240	NORWEGIAN KRONE	9.6346	9.6208	9.6035
9.1047	9.1373	SWEDISH KRONA	8.9645	8.9516	8.8906
62.4880	62.5251	SINGAPORE DOLLAR	61.3477	61.2596	61.1494
20.7782	20.7906	MALAYSIAN RINGGIT	20.3805	20.3513	20.3147
22.5796	22.5930	SAUDI RIYAL	22.1639	22.1320	22.0922
23.0536	23.0673	UAE DIRHAM	22.6303	22.5978	22.5571
279.1023	279.2679	KUWAITI DINAR	273.4164	273.0237	272.5328
23.2613	23.2751	QATAR RIYAL	22.8291	22.7963	22.7553
2.6568	2.6583	THAI BAHT	2.6068	2.6031	2.5984
12.5802	12.5877	CHINESE YUAN	12.3496	12.3318	12.3096

2.b) EXPORT BILL COLLECTION RATE AGAINST US\$ 1 = TK. 83.5500

2.c) USANCE EXPORT BILL BUYING RATES (B. TAKA FOR ONE UNIT OF FOREIGN CURRENCY)

	30 DAYS DA	60 DAYS DA	90 DAYS DA	120 DAYS DA	180 DAYS DA
USD	82.9489	82.4615	81.9742	81.4868	80.5120
GBP	109.1195	108.4784	107.8372	107.1961	105.9138
EUR	92.8757	92.3300	91.7843	91.2386	90.1472

PLEASE CONTACT OUR DEALING ROOM FOR D.A.BILL BUYING RATES FOR OTHER CURRENCIES.

2.d)	FORWARD RATE	1 MONTH	2 MONTHS	3 MONTHS	6 MONTHS
SELLING	U.S.DOLLAR	84.6585	85.0630	85.4612	86.6011
BUYING	U.S.DOLLAR	83.9551	84.3563	84.7512	85.8815

2.e) PLEASE CONTACT US FOR FORWARD BOOKING : PHONE 9561434 AND 9586284

3.a) SELLING AND BUYING RATES ON CASH FOREIGN CURRENCY AND T.Cs.


SELLING		BUYING	SELLING	BUYING
84.4000	U.S.DOLLAR	83.3000	112.4500	G.B.POUND 108.4500
64.0000	SING.DOLLAR	62.0000	273.0000	KUWAITI DINAR 263.0000
97.3000	EURO	93.3000	84.4000	USD. T.Cs 83.3000
21.0000	MALAY. RINGGIT	20.0000	109.8500	GBP. T.Cs 105.8500
23.2000	UAE DIRHAM	22.4000	23.0000	SAUDI RIYAL 22.4000
218.0000	OMANI RIAL	212.0000	222.6500	BAHRANI DINAR 217.7500
1.2400	INDIAN RUPEE	1.1800	23.0000	QATAR RIYAL 22.5000
0.7625	JAPANESE YEN	0.7385	13.0200	CHINESE YUAN 12.2200


3.b) CASH SELLING AND BUYING RATES FOR ALL OTHER CURRENCIES WILL BE SAME AS T.T. & O.D. SELLING AND O.D. TRANSFER BUYING RATE RESPECTIVELY MENTIONED UNDER SRL. NO.2(a) ABOVE.

4. OTHER INFORMATION : VALUE OF ISLAMIC DINAR & SDR IS SAME

ONE SDR =US\$ 1.3929 = TK. 116.8643				
BOMBAY :	27.03.2019	IRS:RBI REF.RATE US\$ 1=RS.	68.9030	
MOSCOW :	28.03.2019	US\$ 1 = RUSSIAN ROUBLE	64.6271/64.6571	
LONDON :	27.03.2019	6MONTH LIBOR	2.65075	12MONTH 2.68288

5. NOTIONAL RATE FOR BACK TO BACK L/C TK. = 83.5500 PER USD.


 (MOHAMMAD AHSANUL KABIR)
 ASSISTANT GENERAL MANAGER
 PHONE : 9561434, 9586284


 (MD. MAJIBUR-RAHMAN)
 DEPUTY GENERAL MANAGER
 PHONE : 9551011

DATE : 28.03.2019

VALUE OF ONE SDR & ONE USD WITH NATIONAL CURRENCIES FOR ACU MEMBER COUNTRIES AS PER IMF RATES AS ON 26.03.2019 THESE RATES ARE EFFECTIVE AS ON 28TH TO 30TH MARCH, 2019

SDR.1= US DOLLAR.	1.3929	USD.1= BANGLADESH TAKA	83.9000
SDR.1= BANGLADESH TAKA	116.8643		
SDR.1= PAKISTAN RUPEE	193.3630	USD.1= PAKISTAN RUPEE	138.8204
SDR.1= INDIAN RUPEE	95.8947	USD.1= INDIAN RUPEE	68.8454
SDR.1= SRI LANKA RUPEE	253.9970	USD.1= SRI LANKA RUPEE	182.3512
SDR.1= NEPALESE RUPEE	158.3790	USD.1= NEPALESE RUPEE	113.7045
SDR.1= IRANIAN RIYAL.	58514.4000	USD.1= IRANIAN RIYAL.	42009.0459
SDR.1= MYANMAR KYAT.	8.9424	USD.1= MYANMAR KYAT.	6.4200

INTEREST RATE(%) :-1.NFCD

(VALID FROM 18.03.2019 TO 31.03.2019)	<u>1 MONTH</u>	<u>3 MONTH</u>	<u>6 MONTH</u>	<u>12 MONTH</u>
USD:	2.23	2.38	2.42	2.59
GBP:	0.48	0.59	0.72	0.87
EUR:	0.00	0.00	0.00	0.00

2.FCAD


(VALID FROM 18.03.2019 TO 31.03.2019)	USD:	2.18
---	------	------

3. FCAP

(VALID FROM 18.03.2019 TO 31.03.2019)	GBP:	0.43
---	------	------

4. FCAE

(VALID FROM 18.03.2019 TO 31.03.2019)	EUR:	0.00
---	------	------


(MOHAMMAD AHSANUL KABIR)
ASSISTANT GENERAL MANAGER


(MD. MAJIBUR RAHMAN)
DEPUTY GENERAL MANAGER